

# **Skills for Democracy – Lesson Plan 1**

## **The Perfect Candidate**

### **Objectives**

- Students will explore what it means to be a good candidate.
- Students will make decisions.
- Students will work together to plan a campaign.
- Students will learn about voting.

### **Resources**

- Would You Vote for Me? Sheet
- Who Would You Vote For? ballot paper
- Real Candidate Cards
- Candidate Role Cards
- Perfect Candidate Ballot Paper
- Resources for making rosettes
- Pens and paper
- Ballot box<sup>1</sup> and papers

### **Time**

One hour

### **Room Layout**

- Tables in groups, splitting class into 4

### **Introduction**

Choosing someone to represent you is a complicated business. It might seem that the same people always get chosen, but is this the case? In this lesson we will be looking at some candidates for election and practising campaigning for election.

### **Introductory Activity (10 minutes)**

- Provide copies of the Would You Vote for Me? sheet.
- Ask the class who they would vote for (if any), using the ballot paper (Who Would You Vote For?) to practise for later.
- Reveal who is who and what their job is by providing copies of the Real Candidate Cards.
- Were the class surprised? Are there any comments?

### **Main Activity (40 minutes)**

- The class is going to divide itself into “parties” for election in the school council. Explain that one member of each group needs to be a spokesperson and ‘sell’ the party to the rest of the class.
- Each group has 2 minutes to decide who is going to be their spokesperson.
- Give out the Candidate Role Cards.

<sup>1</sup> You can make a ballot box using a shoe box which you cover in black paper and cut a hole in. Or, if you prefer, you can ask your local council to lend you one.

- The groups have 20 minutes to design a campaign speech/posters/rosettes using the information on the cards and **adding 3 extra points**. Remind them that they need to be persuasive and sell each point with enthusiasm.  
*If making rosettes, you can use the resources provided in this pack: How to Make Your Own Rosettes and Rosette Template.*
- At the end of the 20 minutes, each of the 4 spokespeople has to stand up and deliver their party's speech. The board or a wall near the front of the room can be used to display posters.
- Once each of them has had a chance to deliver their speech – and answered questions if there is time – hand out the Perfect Candidate Ballot Papers.
- When they are voting they are no longer members of their party: they should vote as themselves.
- Announce the winner – present the winning team with a prize.

### **Plenary – Assessment (10 minutes)**

- Why did the party that won win?
- Do you think it was a fair result?
- Was it hard to 'sell' your party?
- Complete self-assessment using the "Parthenon paper".

### **Where next?**

- Use this method to elect class representatives: for each person who wants to stand for election, appoint a team of workers to make posters and rosettes.
- Think about general elections and National Assembly elections, and compare their campaigns to these.

### **Organisations with useful resources**


- National Assembly for Wales **[www.wales.gov.uk](http://www.wales.gov.uk)**  
(contact their Education team at the Pierhead building, on 029 2089 8477)
- The Electoral Commission **[www.electoralcommission.org.uk](http://www.electoralcommission.org.uk)**  
(publishes *The Democracy Cookbook*, a free resource for schools)
- School Councils UK **[www.schoolcouncils.org](http://www.schoolcouncils.org)**

## Information Sheet: The Perfect Candidate

Choosing which political candidate you support means that you will have to think about what they are saying, and whether that matches what you believe. Here are some hints to help you come to a decision about which candidate you will support.

### You should -


Choose someone who shares your opinions



Find out as much as you can about each candidate

Think about what the candidate has to offer as their skills for the role

Challenge them! Find out why they believe what they do

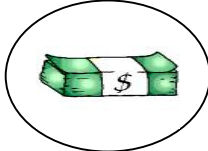


Listen carefully to each candidate; you may change your mind!

### You should not -

Choose someone based on their appearance

Pick someone JUST because they're your friend



Pick someone because they bribe you to

Feel you have to justify your opinion. You do not even have to say who you voted for

Vote for someone when you do not know anything about them

X

Remember, you may not find someone who is perfect for you, but you should try to find someone as close as possible to that ideal. They are representing you, so make sure that they're the one who can represent you best!

**HAPPY VOTING!**

## Would You Vote for Me?

### Candidate 1

- I am Welsh and a Welsh speaker.
- I have been a teacher.
- I love working with young people in schools and for charities.
- My hobbies are rambling and diving.



### Candidate 2

- I come from a poor family.
- I am blind.
- I failed a school entrance test, although I went to university later.
- I have worked as a lecturer and tutor in industrial relations and politics, and I have since become a local councillor.



### Candidate 3

- I left school with 3 'O' levels (GCSEs).
- I worked in a garden ornaments business and the Electricity Board.
- My most recent job has been as an executive in a bank.
- I had an affair with a colleague.
- I enjoy playing cricket.



### Candidate 4

- I am a wealthy business man.
- I would like to keep people with AIDS away from society.
- I have assaulted a colleague.
- I think that gas chambers are only a small detail in World War II.
- I think France should only be for French people.



## Who Would You Vote For?

Mark with a **X** the candidate you would choose.


|                    |  |
|--------------------|--|
| <b>Candidate 1</b> |  |
| <b>Candidate 2</b> |  |
| <b>Candidate 3</b> |  |
| <b>Candidate 4</b> |  |

## Real Candidate Cards

### Candidate 1

**Jane Davidson** – AM and Minister for Education and Lifelong Learning, Welsh Assembly Government

- I am Welsh and a Welsh speaker.
- I have been a teacher.
- I love working with young people in schools and for charities.
- My hobbies are rambling and diving.



### Candidate 2

**David Blunkett** – Labour MP

- I come from a poor family.
- I am blind.
- I failed a school entrance test, but I went to university later.
- I have worked as a lecturer and tutor in industrial relations.
- I have since become a local councillor.



### Candidate 3

**John Major** – former Conservative Prime Minister

- I left school with 3 'O' levels (GCSEs).
- I worked in a garden ornaments business and at the Electricity Board.
- My most recent job has been as an executive in a bank.
- I had an affair with a colleague.
- I enjoy playing cricket.



### Candidate 4

**Jean-Marie Le Pen** –  
 President of the Front National Party in France

- I am a wealthy businessman.
- I would like to keep people with AIDS away from society.
- I have assaulted a colleague.
- I think that gas chambers are only a small detail in World War II.
- I think France should only be for French people.



## Candidate Role Cards

### ***The Academic***

- You want to develop homework clubs to help those who are struggling
- You think that the school needs a book club
- You will be rewarding good performance in school with prizes and trophies
- You will be fundraising for the library and IT suites
- 
- 
- 



### ***The Sportsman***

- You want to organise more games with students from other schools
- You want to get the governors to buy new kit for all the sports teams
- You will try to organise trips to events at local sporting centres/stadiums
- You will organise prize-giving assemblies for achievers in sports
- 
- 
- 



### ***The Generalist***

- Your main aim is to make people proud of the school environment
- You intend to do a questionnaire if you are elected to find out the most pressing issues in the school
- You will introduce suggestion boxes to help students put their points of view across to you
- You will organise regular meetings with the headteacher to share students' points of view on different issues

•

•

•



### ***The Socialite***

- You think that the school should be used for more social events
- You want to increase the number of clubs you can go to in school
- You will organise trips at the weekend for students who want to attend

•

•

•





## Perfect Candidate Ballot Paper

Mark with a **X** the party you want to win.

Remember you are voting on policies and not necessarily the group/candidate that you worked with.

|                       |  |
|-----------------------|--|
| <b>The Academic</b>   |  |
| <b>The Sportsman</b>  |  |
| <b>The Generalist</b> |  |
| <b>The Socialite</b>  |  |

## How to Make Your Own Rosettes


Rosettes are the badges worn by candidates to show what political party they belong to.

They are usually in the party's colours and have the name of the party in the centre.

If you want to make a rosette for your candidate, here's how to do it :

### **You will need :**

- A copy of the Rosette Template sheet
- A safety pin
- Scissors
- Glue
- Pens

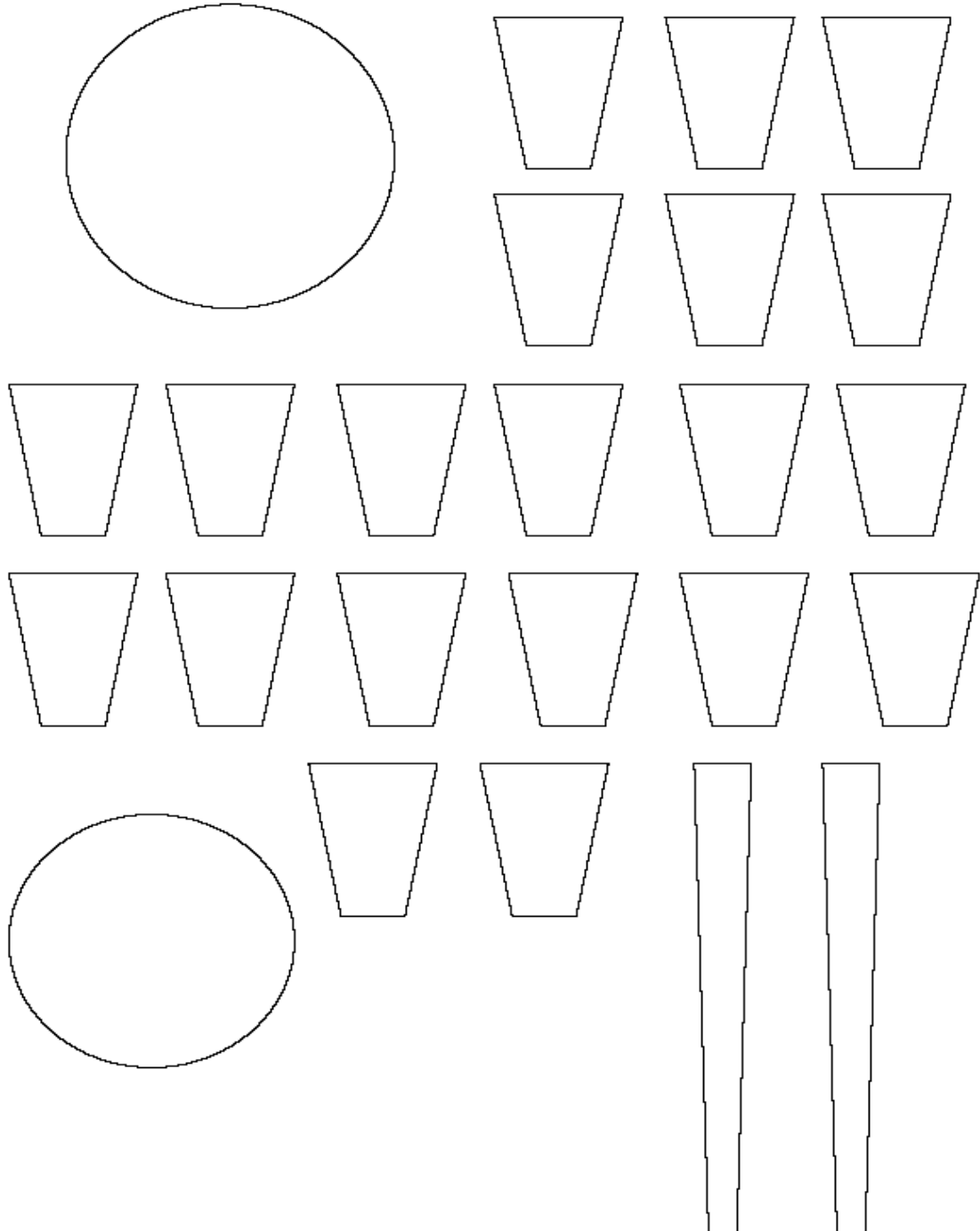


### **To make the rosette:**

1. Colour the small shapes and the two long shapes in the colour of your party.
2. Colour in the smallest circle and add the name of the candidate and the party, plus any logo you are using.
3. Cut out all the shapes.
4. Stick the small end of the small shapes onto the outside edge of the large circle.
5. Attach the two long shapes so they hang down from the rosette.
6. Cover up the rough inside edge by sticking the smaller circle in the middle.
7. Attach the safety pin to the back of the rosette.
8. It's now ready for your candidate to wear!

If you don't want to make a rosette, you could always make a badge for your candidate – just design it on cardboard or paper with the candidate's name, party and logo and then attach a safety pin to the back of it.

## Rosette Template



© Scottish Parliamentary copyright. This material is reproduced with the permission of the Queen's Printer for Scotland, on behalf of the Scottish Parliamentary Corporate Body.

## The Perfect Candidate – Skills Sheet


### 1. Practise voting (on your own)



#### DECISION MAKING

- \* You will choose who you want to vote for.

### 2. Develop an Election Campaign (in a group)



#### DECISION MAKING

- \* You will choose who you want to be your group's spokesperson.
- \* You will choose 3 extra points to add to your campaign.

#### LISTENING

- \* You will have to listen to other people's ideas.

#### COMPROMISE

- \* As you work as a group you might have to give up some of your ideas.

### 3. Present your campaign (one of your group)

#### LISTENING

- \* You will have to listen to what the other groups have done.

#### DECISION MAKING

- \* While you are listening to the other groups you will have to choose who you want to vote for.

### 4. Vote for your favourite party (on your own)



#### COMPROMISE

- \* You might change your mind about who you want to vote for after listening to the presentations.

#### DECISION MAKING

- \* You will choose who you want to vote for.

Skills for Democracy  
Self-assessment “Parthenon paper”

# The Perfect Candidate

**DECISION MAKING**

|  |
|--|
|  |
|  |
|  |
|  |
|  |

**LISTENING**

|  |
|--|
|  |
|  |
|  |
|  |
|  |

**DEBATING**

|  |
|--|
|  |
|  |
|  |
|  |
|  |

**MEETING**

|  |
|--|
|  |
|  |
|  |
|  |
|  |

**COMPROMISE**

|  |
|--|
|  |
|  |
|  |
|  |
|  |

**YOU**